



GOGUARDIAN ADMIN
Log in to your account

Email

Password

Log in

Click Log in With Google

or



Log in with Google



Log in with Clever




Log in with ClassLink

Need an account?

[Learn More](#)

[Forgot your password?](#)

 Sign in with Google



Sign in

to continue to **GoGuardian**

Sign in With Your [@hartfordschools.org](#) Email

Email or phone

[Forgot email?](#)

To continue, Google will share your name, email address, language preference, and profile picture with GoGuardian. Before using this app, you can review GoGuardian's [privacy policy](#) and [terms of service](#).

[Create account](#)

[Next](#)

Complete Your Sign In



← dobbb001@hartfordschools.org

Enter pas dobbb001@hartfordschools.org

.....

[Forgot my password](#)

Sign in

Welcome to Hartford Public Schools!



Teacher

Classrooms


Active

Pending

Archived


Sort By: A - Z

Check if a website is blocked

 Import Google Classroom

Add Classroom

If You Do Not Have Your Classes, Click 'Import Google Classroom'


 Settings

Per 1 3D Modeling & Printing

Start class with

Chat OFF

60 minutes


 Settings

Per 4 Robotics

Start class with

Chat OFF

60 minutes


 Settings

Per 5 3D Modeling and Printing

Start class with

Chat OFF

60 minutes

 Settings

Per 6 ECS

Start class with

Chat OFF

Classrooms

Scenes

Calendar

Student Reports

Help

Help



Import Google Classroom

If You Do Not See Your Classes Click This Link

Select classrooms and click "Import Classroom(s)". If you're not seeing the right classrooms, [click here to reconnect your Google Account.](#)

Select All Classes You Want to Import

Classroom Name

Select All

The Classical Scholar Magazine

Advisory- Dobbs

ECS Template

Per 5 3D Modeling and Printing

Imported 1/11/2022

Per 4 Robotics

Imported 1/11/2022

Per 1 3D Modeling & Printing

Imported 1/11/2022

Per 6 ECS

Imported 1/11/2022

 Sign in with Google



Choose an account

to continue to **GoGuardian**

Select Your Account



Benjamin Dobbs
dobbb001@hartfordschools.org



Use another account













Before using this app, you can review GoGuardian's [privacy policy](#) and [terms of service](#).



GoGuardian wants to access your Google Account

 dobbb001@hartfordschools.org

This will allow **GoGuardian** to:

-  See all classwork materials for your Google Classroom classes 
-  View course work and grades for students in the Google Classroom classes you teach or administer 
-  View the email addresses of people in your classes 
-  View the profile photos of people in your classes 
-  View your Google Classroom class rosters 
-  View your Google Classroom classes 

Make sure you trust GoGuardian

You may be sharing sensitive info with this site or app. You can always see or remove access in your [Google Account](#).

Learn how Google helps you [share data safely](#).

See GoGuardian's [Privacy Policy](#) and [Terms of Service](#).

Cancel

Allow

Hit Allow

Classrooms

Active

Pending

Archived


Sort By: A - Z

Check if a website is blocked

If Your Classes Aren't Here, Click 'Import Google Classroom'

 Import Google Classroom

Add Classroom


 Settings

Per 1 3D Modeling & Printing

Start class with

Chat OFF

60 minutes


 Settings

Per 4 Robotics

Start class with

Chat OFF

60 minutes


 Settings

Per 5 3D Modeling and Printing

Start class with

Chat OFF

60 minutes

 Settings

Per 6 ECS

Start class with

Chat OFF

60 minutes

 Help

Import Google Classroom

Select classrooms and click "Import Classroom(s)". If you're not seeing the right classrooms, [click here to reconnect your Google Account](#).

Select Any Classes You Want to Import

Classroom Name

Select All

The Classical Scholar Magazine

Advisory- Dobbs

ECS Template

Per 5 3D Modeling and Printing

Imported 1/11/2022

Per 4 Robotics

Imported 1/11/2022

Per 1 3D Modeling & Printing

Imported 1/11/2022

Per 6 ECS

Imported 1/11/2022

Hit Import Classroom

Cancel

Import Classroom



 Settings

Per 1 3D Modeling & Printing

Class Settings



Start class with

Chat OFF

How Long Your Class Runs

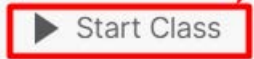
60 minutes



Press to Begin Class



Start Class





Classrooms

Teacher ▾



Classrooms



Scenes



Calendar



Student Reports



Help

Active

Pending

Archived

Sort By: A - Z ▾



Settings

Per 1 3D Modeling & Printing

Start class with

Chat OFF

60 minutes ▾

▶ Start Class



Settings

Per 6 ECS

Start class with

Chat OFF

60 minutes ▾

▶ Start Class

To Make a List of Accepted Sites, Click 'Scenes'

Creates a Whitelist (Only Added Sites can be Used)

Allowed Websites List

- ★ Students can only access websites you allowed, everything else will be blocked
- ★ Keep students focused on a quiz, test or assignment

Create List

Sort by Recently Used 

I'm only going to cover whitelists, but its the same ide.
Click 'Create List' to make a New Whitelist

Settings



Feds: Watching
y'all gon learn



Creates a Blacklist (Only Sites that Are Added will be Blocked)

Blocked Websites List

- ★ Students can browse any website, except what you blocked
- ★ Use this to block games and other distractions

Create List



CANCEL

Step 1 - Name your list › Step 2 - Create Allowed Websites List

Next

1. Let's start by giving this a name!

After Naming, Hit 'Next'

[? Need help? Watch this tutorial.](#)

Name this list *

Add a description *(Optional)*

Example: Reading Assessment



Example: Block schedule



Icon Color

Curious Blue



Give a Name to Your List

2. Create Allowed Websites List

Search for Sites to Add


Enter a keyword or website you want to allow, and then click search

Click to Search

Add Commonly Used Sites (Recommended)

More options


Add Exceptions to the Whitelist (ie. Google Translate)



Let's get started!

In the field above, you can search a keyword or enter in a specific website you want to allow. Then click search.

Sample (0)



Your List is empty

Search for a website and select the box to add on the left

Tab limit for students:

Enter a keyword or website you want to allow, and then click search

🔍 *.google.com

Using an '*' will indicate that all websites with the ending are whitelisted

Search



Add all websites (1)

Click 'Add' To Add a Site to the Whitelist

*.google.com

Add

Advanced Filtering



Create exceptions to your Allowed Websites List. [Learn more.](#)

i **An example:** If you want your students to have access to all of Google Suite during instruction, *except* for Google Sites...

1. First, make sure you already added [google.com](#) or [*_google.com](#) on the '2. Create Allowed Websites List' page.
2. Next, create an exception to the first rule by entering [sites.google.com](#) below.

Enter exception Websites added here will be blocked


 Add

Exceptions (1)

* http://*game	Remove
---	--------

using an '*' will indicate that no websites about games will be allow

Your current Allowed Websites List (0)



Your list is empty

Cancel

Update Scene

CANCEL

Step 1 - Name your list >

Step 2 - Create Allowed Websites List

Back

Save

Click 'Save' When You are Done Adding Sites

Scenes

Set the scene for your classroom session with either an Allowed Websites List or Block

Click the Classrooms Button

Allowed Websites List ⓘ

- ★ Students can *only* access websites you allowed, everything else will be blocked
- ★ Keep students focused on a quiz, test or assignment

Create List

Sort by Recently Used ▾ Settings

	Feds: Watching y'all gon learn	
	Sample	



Teacher ▾



Classrooms



Scenes



Calendar



Student Reports



Help

Classrooms



Active

Pending

Archived

Sort By: A - Z

 Check if a website is blocked


 Settings


Click the Settings Button to Add Filters to a Class



Per 1 3D Modeling & Printing

Start class with

Chat OFF

60 minutes 


 Start Class


 Settings



Per 4 Robotics

Start class with

Chat OFF

60 minutes 


 Start Class


 Settings

Per 6 ECS

Start class with

Chat OFF

60 minutes 

 Start Class



Per 1 3D Modeling & Printing

Start class with

Click Edit Class

Chat OFF

60 minutes



Per 6 ECS



Settings



View Sessions



View Calendar



View Recordings



Edit Class



Add Co-teachers



Add Students



Archive Class



Remove Class

Per 1 3D Modeling & Printing

Sessions

Students

Recordings

Teachers

Settings

Info

Scheduling

Reporting

Classroom Information

Update the settings of this classroom.

* Classroom Name

Per 1 3D Modeling & Printing

Subject

Select Subject...

Description

Default Scene ⓘ

None

Classroom Tile Color

Golden Poppy

Update Classroom

Click the Dropdown Under 'Default Scene'

Default Scene

None




None

Select Your Scene

Feds: Watching

Sample

Create a scene...

Default Scene 

Sample 

Click Update Classroom

Update Classroom

